

PRODUCT  
**S•3-WAY**

DESCRIPTION  
**SIGNAL PROCESSORS**

SERIES  
**S•CLASS**

CATEGORY  
**PROCESSORS**

TYPE:  
S•CLASS



**GENERAL DESCRIPTION**

The Samson S•3-Way is a one-space, dual channel electronic crossover capable of managing the frequency control for stereo 2-way, stereo 3-way, 4-way mono and 4-way mono low speaker systems. The S•3-Way is an ideal crossover solution for small and large PA systems, live sound venues, commercial installations, recording studio monitors and DJ setups.

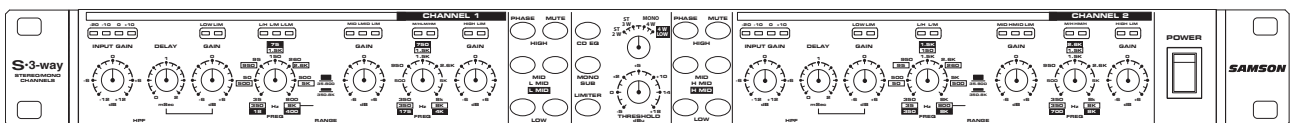
The input gain features +/-12 dB range with LED metering and peak indicators. The S•3-Way features low, mid and high frequency outputs with +/-6 dB of gain control. Each output incorporates a mute switch for monitoring the individual frequency bands and a phase switch to invert the phase of the output. The first crossover point is sweepable in three ranges: from 35 Hz to 800 Hz, from 350 Hz to 8 kHz with the 10X-multiplier switch engaged, or from 16 Hz to 400 Hz in 4-way low mode. The second crossover point is sweepable from 175 Hz to 4 kHz or from 350 Hz to 8 kHz, depending on the setting of the mode switch.

In addition to its flexibility in configuring to different sound systems, the S•3-Way has advanced features such as CD horn equalization, dedicated limiter, high-pass filter and a delay section with up to 2ms of delay to time-align low frequency outputs for improved phase response of any PA system. The S•3-Way is a complete electronic crossover solution, which will give you precise control and superior sound from your loudspeaker system.

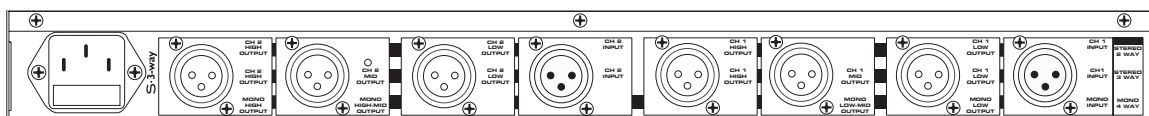
**FEATURES**

- > Full-featured, stereo 3-way, mono 4-way electronic crossover
- > Phase switches invert the phase of individual outputs
- > Adjustable low frequency delay for time aligning speaker stacks
- > Mode Indicator LEDs provide quick visual display of operating mode
- > 4-segment LED input meter allows easy gain adjustment
- > Precision Linkwitz-Riley, 24 dB/octave filters
- > Output mute switches for all individual outputs
- > Constant Directivity EQ smoothes the response of CD horns above 3.5 kHz
- > Peak Limiter with independent threshold control and peak LED

FRONT PANEL



BACK PANEL



**PRODUCT SPECIFICATION SHEET**

SERIES  
**S•CLASS**

DESCRIPTION  
**SIGNAL PROCESSORS**

CATEGORY  
**PROCESSORS**

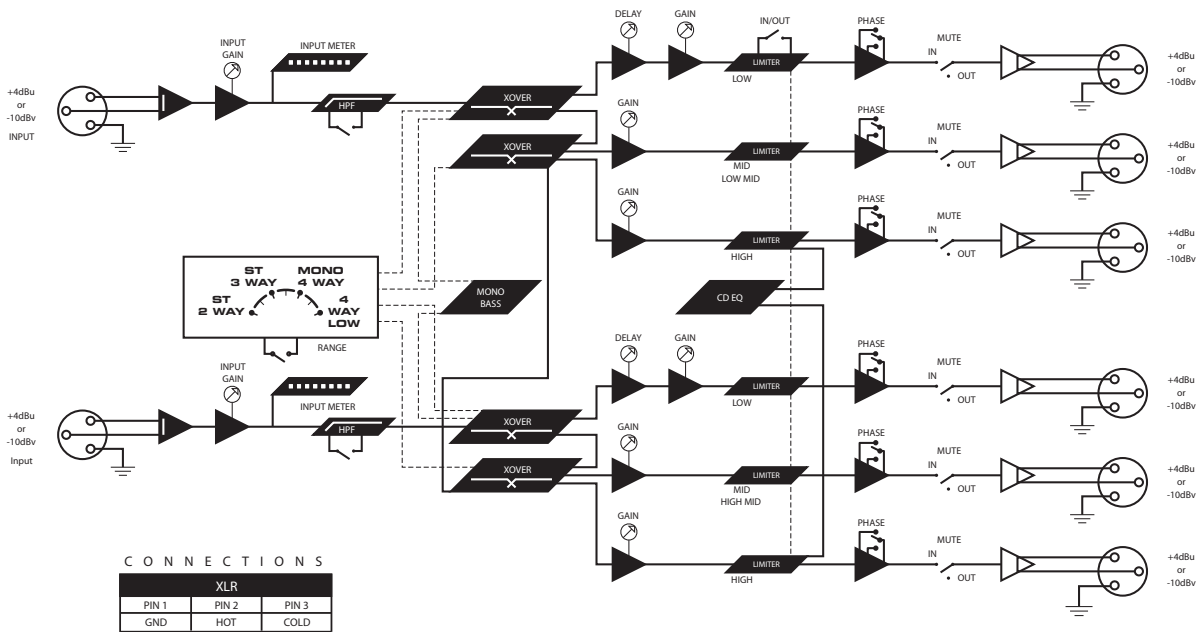
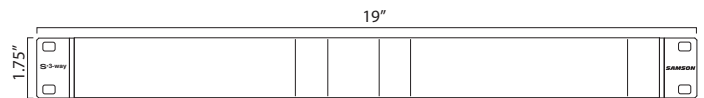


**ARCHITECT'S & ENGINEER'S SPECIFICATIONS**

The S 3 Way from Samson shall be a selectable stereo 2-way, stereo 3-way, or mono 4-way crossover. All rear panel inputs and outputs shall be on XLR connectors. There shall be a front panel power switch and rear panel IEC connector for AC main power. In the center main section there shall be a global operation 2 way, 3 way, 4 way mono, and 4 way low mode select rotary control, a lighted CD horn EQ push button, lighted Mono sub push button, lighted limiter push button and rotary limiter threshold control. All variable controls have LED indicators to determine the controls in use and function depending on mode of operation. Each frequency divided output shall have a front panel lighted mute button and lighted phase switch. Each channel shall have an input gain control with 4 segment LED metering. Each low frequency section shall have a variable delay from 0 to 2 mS for sub cabinet alignment and a level control. On channel one the low to mid frequency shall be variable from 18Hz to 400Hz with a times 10 range switch for 35Hz to 8kHz control. The Mid and high output sections shall have level controls and a mid to high variable crossover control from 175Hz to 4kHz with a times 10 switch for 350Hz to 8kHz operation. On channel 2 the low to mid frequency shall be variable from 35Hz to 800Hz with a times 10 range switch for 350Hz to 8kHz control. The Mid and high output sections shall have level controls and a mid to high variable crossover control from 350Hz to 8kHz with a times 10 switch for 700Hz to 8kHz operation. Channel two shall differ from channel one for 4-way and 4-way low operation.

**S•3-WAY SPECIFICATIONS**

- Inputs** ..... Female balanced XLR
- Impedance** ..... Balanced >15kΩ
- Max. Input level** ..... +26 dBu balanced
- Output** ..... Male balanced XLR
- ..... Impedance balanced 100Ω
- Max. Output Level** ..... +26 dBu
- Frequency Response** ..... <10 Hz to >90 kHz, +0/-3 dB
- Power Inlet** ..... Standard IEC receptacle with fuse
- Dimensions (W x D x H)** ..... 1.75" x 19" x 8.5"  
44.5mm x 482.6mm x 217mm
- Weight** ..... 6.6 lbs • 3 kg



Modes	Operating Frequencies Ch 1 A	Operating Frequencies Ch 1 B	Operating Frequencies Ch 2 A	Operating Frequencies Ch 2 B
Stereo 2 Way	35Hz to 800Hz X1 or 350Hz to 8KHz	350Hz to 8KHz	35Hz to 800Hz X1 or 350Hz to 8KHz	350Hz to 8KHz
Stereo 3 Way	35Hz to 800Hz X1 or 350Hz to 8KHz	350Hz to 8KHz	35Hz to 800Hz X1 or 350Hz to 8KHz	350Hz to 8KHz
Mono 4 Way	35Hz to 800Hz	350Hz to 8KHz		350Hz to 8KHz
Mono 4 Way Low	18Hz to 400Hz	175Hz to 4KHz		700Hz to 8KHz